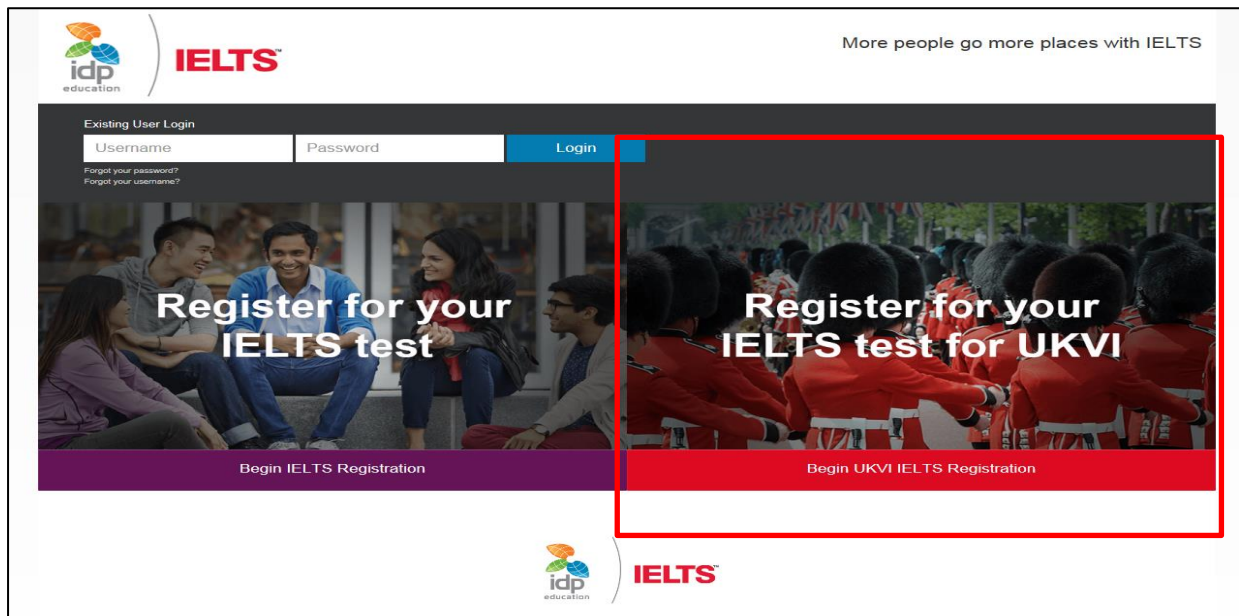


온라인 원서 접수 절차 - IELTS for UKVI

Step 1

- <https://my.ieltsessentials.com>에 접속하세요.
- 오른쪽의 "Register for your IELTS test for UKVI" 이미지를 클릭해주세요.



Step 2

- "Country" 기입란에 "Korea South"를 선택해주세요.
- "Location" 기입란에 "Seoul Gangnam" 또는 "Seoul Gangbook" 을 선택해주세요.

- “Test Type”에서 시험 유형(Life Skills / UKVI)을 선택한 뒤 **희망요일**을 선택해 주세요.

The screenshot shows the IELTS booking interface. At the top, there are dropdown menus for "Test Type" (set to "IELTS for UKVI (General Training)") and "Disability Requirements" (set to "- None -"). Below this is a section titled "Please select your preferred venue" with a link to "서울-강남 UKVI (L/R/W/S-토요일)". The venue details for IDP Seoul are listed: 서울특별시 강남구 테헤란로1길 48, with contact details: T: +82 2 550 0377, E: ielts.korea@idp.com. Below the venue section is a calendar titled "Please select your preferred test date". The calendar shows March 2020 and April 2020. In April, the 4th (Saturday) is highlighted as the selected date. A legend at the bottom indicates: Tests Available (light blue), Tests not Available (light grey), and Selected Date (dark blue).

- **희망 날짜와 모듈**이 맞는지 확인 후 하단의 **“Continue”**버튼을 클릭해 주세요.

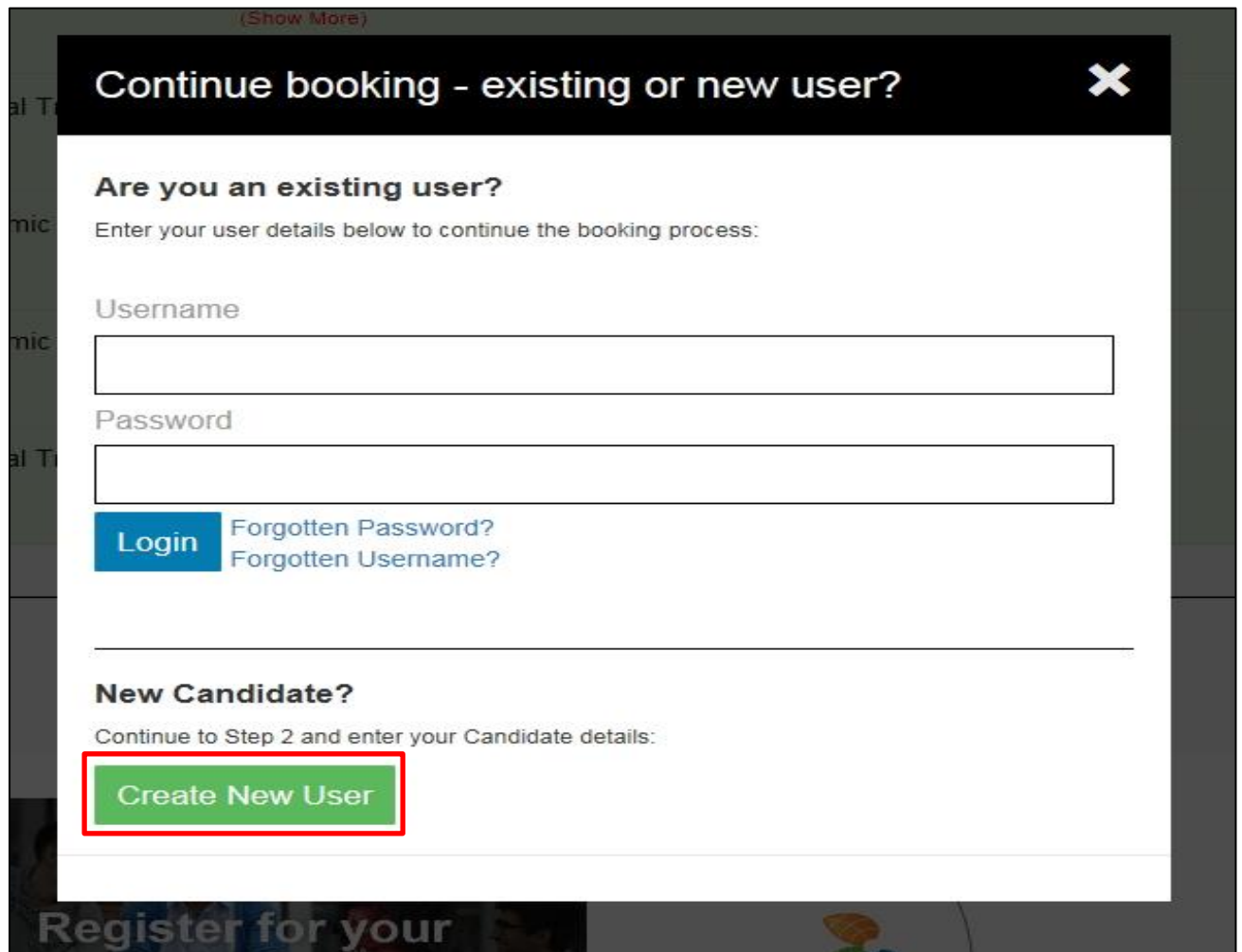
The screenshot shows the "Selected Test Session Summary" page. It displays the following information: Saturday 4th Apr 2020, Listening, Reading & Writing, 서울-강남 UKVI (L/R/W/S-토요일), IELTS for UKVI (General Training), paper-delivered (with a document icon), and 스피킹 시험일: 4월 4일 토요일(Speaking test date: Sat. 4 Apr.). A "Continue" button is located at the bottom right of the summary box.

Step 3

- 기존 아이디가 있다면 로그인을 해주세요.

OR

- 회원이 아니라면 **"Create New User"**를 클릭해주세요.



The screenshot shows a modal window titled "Continue booking - existing or new user?" with a close button (X) in the top right corner. The window is divided into two main sections. The first section, "Are you an existing user?", prompts the user to enter their details to continue the booking process. It includes input fields for "Username" and "Password", a blue "Login" button, and links for "Forgotten Password?" and "Forgotten Username?". The second section, "New Candidate?", prompts the user to continue to Step 2 and enter their candidate details. A green button labeled "Create New User" is highlighted with a red rectangular border. At the bottom of the modal, the text "Register for your" is partially visible.

(Show More)

Continue booking - existing or new user?

Are you an existing user?

Enter your user details below to continue the booking process:

Username

Password

[Login](#) [Forgotten Password?](#) [Forgotten Username?](#)

New Candidate?

Continue to Step 2 and enter your Candidate details:

[Create New User](#)

Register for your

Step 4

- ②Candidate Details 요구항목들을 기입하고 "Continue"를 클릭하세요.

Note: 기존 계정으로 로그인 하셨다면 기본정보가 자동으로 작성됩니다. 새로운 사항이나 고쳐야 할 정보들은 수정하시고 "Continue"를 클릭하세요.

1 Select a Test Date2 Candidate Details3 Application Details4 Recognising Organisations5 Booking Summary

0h 29m 44s Time left to complete booking

Test Session Details

Change Test Date

25 Nov 2017 - UKVI IELTS - IELTS for UKVI (Academic)
서울-강남 UKVI (L/R/W/S-토요일)

Candidate details

Personal Information

You must enter your name as it appears in your passport or ID document. This is how your name will appear on your test results.

Title*

☐ Dr ☒ Mr ☐ Mrs ☐ Miss ☐ Ms

Given Name(s) (as per Identification Document)

GIL DONG

Family Name (as per Identification Document)

HONG X

If you do not have a Family Name, please enter a hyphen (-).

Name (Korean)*

홍길동

☐ I don't have a Korean name

Gender*

☒ Male ☐ Female

Date Of Birth*

07/07/1997

Passport Number*

M0000000

Nationality (per ID document)*

Korea South

First Language*

Korean

Contact Details

* Either one of Telephone or Mobile number is required

* Please ensure a valid email address is provided as this will be utilised to provide any updates for your booked test by IDP and/or Test Centre

Telephone

Mobile*

Email Address*

Occupation & Education

Occupation Level*

Occupation Level Other

Occupation Sector*

Occupation Sector Other

Education Level*

☐

Secondary up to 16 years (중학교)

☐

Secondary 16 to 19 years (고등학교)

☐

Degree or equivalent (대학교)

☒

Post graduate (대학원)

Years Of English Study

Note: Postal Address 기입란에는 주소를 **영문**으로 적어주시고,

Postal Address(Korean) 기입란에는 주소를 **국문**으로 적어주시기 바랍니다.

Postal Address

Please note you will only be sent one copy of your results. Please ensure the correct mailing address is given, since your results may be sent to this address depending on your test centre. Please enter your address below using English characters.

Country*

Korea South

Address Line 1*

101 dong 101 ho, 445, Gangnam-daero, Seocho-gu, Seoul, Korea South

Address Line 2

Address Line 3

Suburb Or Town

State / Region

Postal Code / ZIP*

06611

If you do not have a Postal code / ZIP, enter 'na' in the Postal Code / ZIP

Postal Address (Korean)

You should enter your postal address. This is where one copy of your results will be sent. Please ensure the correct mailing address is given in your local language since your results will be sent to this address.

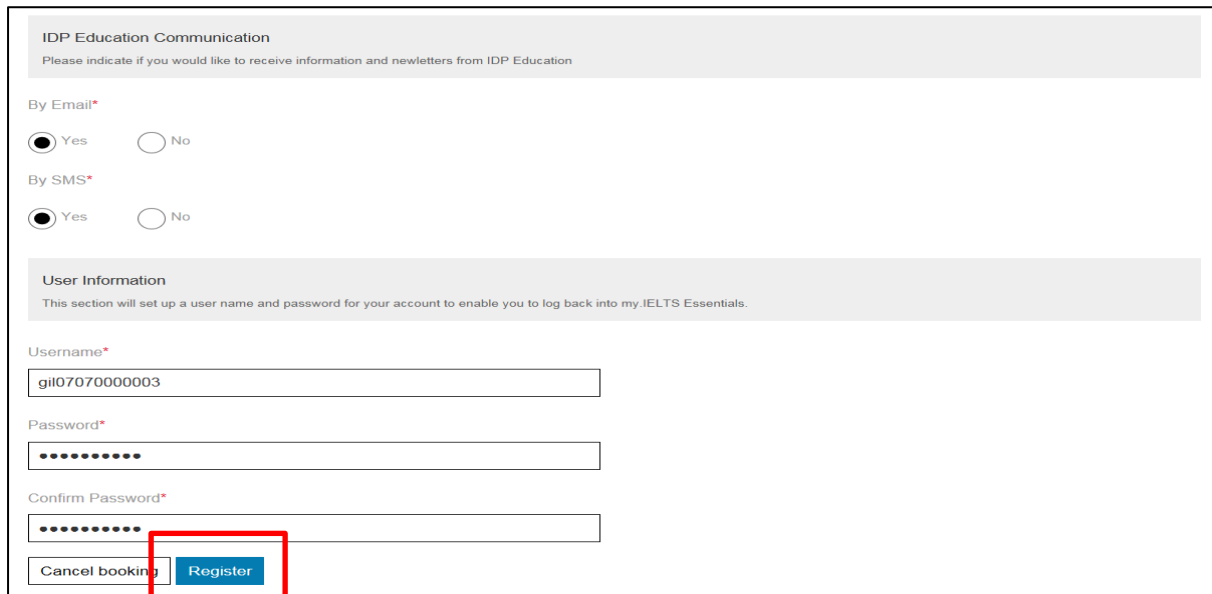
Postal Code / ZIP*

06611

Address Line 1*

서울시 서초구 강남대로 445 101동 101호

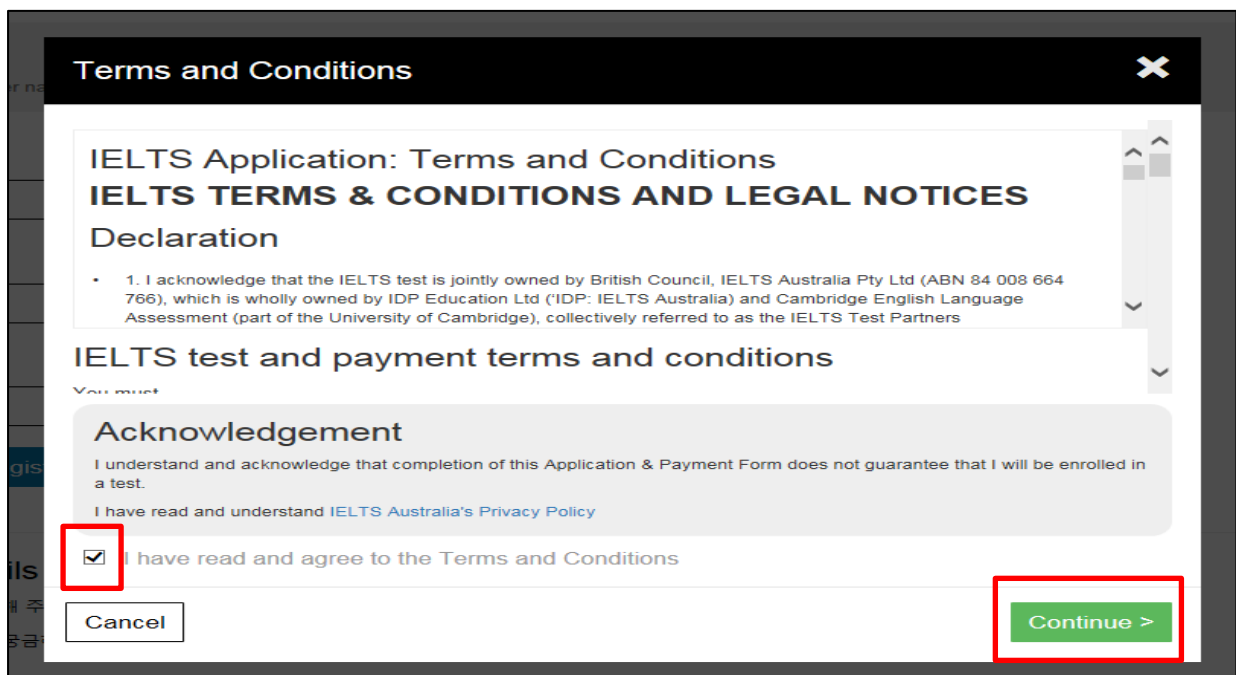
Note: Username은 자동으로 생성됩니다. Password만 설정해주시기 바랍니다.



The form is titled "IDP Education Communication" and includes a sub-header "Please indicate if you would like to receive information and newsletters from IDP Education". It contains two sections of radio buttons: "By Email*" with "Yes" (selected) and "No" options, and "By SMS*" with "Yes" (selected) and "No" options. Below these is the "User Information" section, which states "This section will set up a user name and password for your account to enable you to log back into my.IELTS Essentials." It includes three input fields: "Username*" with the value "gil07070000003", "Password*", and "Confirm Password*", all masked with dots. At the bottom are two buttons: "Cancel booking" and "Register", with the "Register" button highlighted by a red rectangle.

Step 5

- Terms and Conditions를 숙지하신 뒤 "I have read and agree to the Terms and Conditions"에 체크해 주시고 "Continue"를 눌러주시기 바랍니다.



The modal window is titled "Terms and Conditions" and contains the following text: "IELTS Application: Terms and Conditions", "IELTS TERMS & CONDITIONS AND LEGAL NOTICES", and "Declaration". A bulleted list states: "1. I acknowledge that the IELTS test is jointly owned by British Council, IELTS Australia Pty Ltd (ABN 84 008 664 766), which is wholly owned by IDP Education Ltd ('IDP: IELTS Australia') and Cambridge English Language Assessment (part of the University of Cambridge), collectively referred to as the IELTS Test Partners". Below this is the section "IELTS test and payment terms and conditions" with the sub-header "You must". Under "Acknowledgement", it says "I understand and acknowledge that completion of this Application & Payment Form does not guarantee that I will be enrolled in a test." and "I have read and understand IELTS Australia's Privacy Policy". At the bottom, there is a checkbox labeled "I have read and agree to the Terms and Conditions", which is checked and highlighted by a red rectangle. To the left of the checkbox is a "Cancel" button, and to the right is a green "Continue >" button, also highlighted by a red rectangle.

Step 6

- ③Application Details 요구항목들을 기입하고 "Continue"를 클릭하세요.

원서 접수

UK Visas and Immigration(UKVI)에 성적을 제출하기 위해 시험응시를 하십니까?^{*}

☒예 ☐아니오

본인에게 필요한 시험(IELTS, IELTS UKVI, Life Skills A1 or Life Skills B1)을 접수하는 것에 대한 책임은 응시자 본인에게 있습니다.

어느 국가에 가고자 하십니까?^{*}

United Kingdom

IELTS 시험을 응시하는 목적은 무엇입니까?^{*}

Higher education short course (three months or less)

UKVI Highly Trusted Sponsor(HTS) 등급을 받은 영국 소재 대학교에서 공부할 예정이십니까?^{*}

☒예 ☐아니오

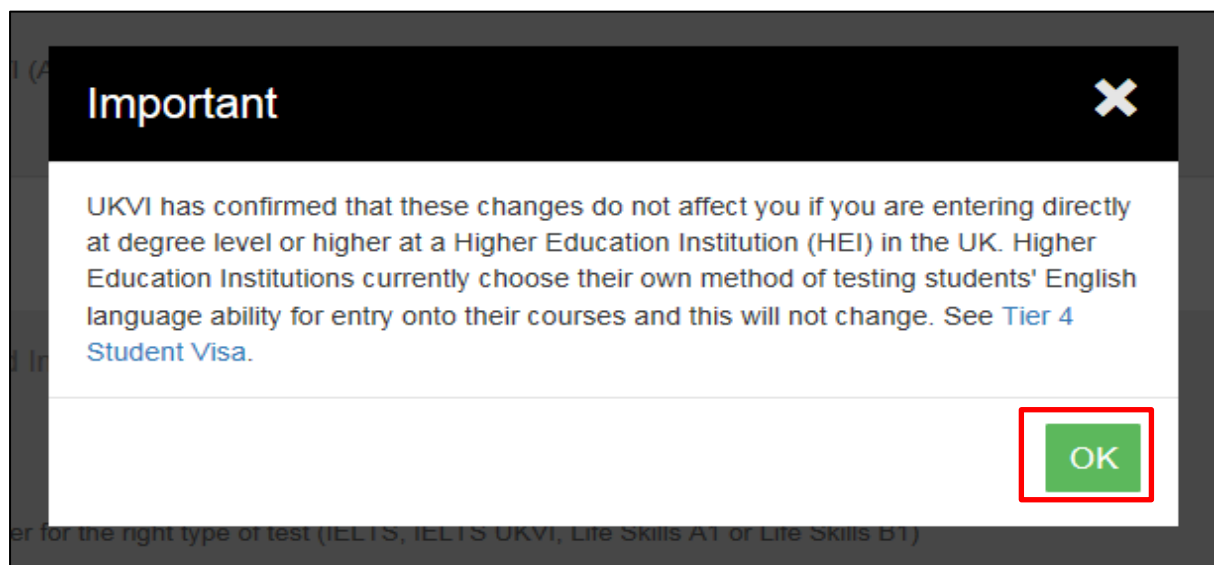
Were you referred by an agent/partner?

☒예 ☐아니오

^{*} 이전에 IELTS (아카데믹 혹은 제네럴 트레이닝)시험을 응시한 적이 있습니까?^{*}

☒예 ☐아니오

Note: "UK Visas and Immigration(UKVI)에 성적을 제출하기 위해 시험응시를 하십니까?"와 "UKVI Highly Trusted Sponsor(HTS) 등급을 받은 영국 소재 대학교에서 공부할 예정이십니까?"에 "예"를 누르신 경우, 주의사항을 읽어보신 뒤 **확인**을 눌러주시기 바랍니다.



Have you previously taken IELTS (either Academic or General Training) before?*

☐

Yes

☒

No

Where are you currently studying English?

Identification Document

- You must add a clear and legible copy of your ID document
- You must bring this attached ID document to the test
- This is the only form of identification that will be accepted on the test day
- It must be valid/not expired on the test day

If you are taking the test outside of your home country then you must supply a passport document.

Type*

☒

Passport

Number*

M0000000

Identification Document Expiry Date*



07/07/2028

Identification Document must be valid on or after the test day.

Identification Document Issuing Authority*

MINISTRY OF FOREIGN AFFAIRS

Note: 여권사진을 업로드 하실 경우, 아래와 같이 서명란이 보이도록 여권을 펼쳐서 스캔 또는 사진을 찍으신 후 업로드 해주시기 바랍니다. (얼굴 및 글자 부분에 빗번짐이 없도록 주의해 주세요.)

Please upload a copy of your ID document which must include the following information:


- ID document number
- ID expiry date
- Image of yourself as seen on ID document
- Your name as seen on the ID document
- Your date of birth
- Signature (if it appears on ID document)

You can only attach one document. If your photo and signature are on separate pages, please insert both items into a single word or PDF document.

The photo within the ID document must be clear and meet our format guidelines:

- Dimensions: at least 800 x 700 pixels
- Size: less than 1.5 Mb
- File format: tiff, jpg, doc, docx, pdf, png, gif, jpeg

Please ensure that the digital copy you import is clear and legible



File*

Upload was Successful

Step 7

- Recognizing Organization은 작성하지 마시고 **Continue** 버튼을 눌러주세요.

Note: 성적표 재발급 신청은 www.ieltskorea.org에서 따로 신청해주시기 바랍니다.
(학교나 대사관과 같은 기관을 제외한 본인, 응시자에게는 재발급 불가)

More people go more places with IELTS

English ▾

1 Select a Test Date 2 Candidate Details 3 Application Details 4 Recognising Organisations 5 Booking Summary

0h 17m 51s Time left to complete booking

Test Session Details

[Change Test Date](#)

25 Nov 2017 - UKVI IELTS - IELTS for UKVI (Academic)
서울-강남 UKVI (L/R/W/S-토요일)

[Optional] Send my results

You can request for copies of your results to be sent directly to academic institutions / government agencies / professional bodies / employers.

Results may be sent either electronically or by post to these organisations. The centre may charge a postal fee for results sent internationally or by courier. The Test Report Form will not be sent to migration or education agents.

Please note that organisations you have listed below may access your results before you have received them by mail.

Note: You may add up to 5 recognising organisations for this application.

Recognising Organisation + Add

[Cancel booking](#) [Continue](#)

Step 8

- Booking Summary에서 기본사항들을 확인해주시고 **체크사항**에 모두 체크해 주세요.

1 시험일 선택


2 응시자 정보

3 원서 정보

4 인정 기관

5 접수 내역

0 days : 0 hrs : 22 mins 원서 접수까지 남은 시간
After this period your booking will expire and the seat released for others

Your Test Details:
Test Date: 11 Apr 2020
Test Location: 서울-강남 UKVI (L/R/W/S-토요일)
Test Type: IELTS for UKVI (Academic)
Test Format: paper-delivered 

Booking Summary

Personal Details

Full Name	Mr GIL DONG HONG
Name (Korean)	홍길동
Passport	M0000000
Email Address	ielts.korea@idp.com
Date Of Birth	07 Jul 1997
Telephone	
Mobile	010-0000-0000

Login Details

Username:

gil07070000003


This user name along with your password will be used to log into your account where you can view your test booking details or update your account information

Postal Address

Address	101 dong, 101 ho, 445, Gangnam-daero, Seocho-gu, Seoul, Korea South
Postal Code	06611
Country	Korea South

Test Centre Details

Test Centre Name	Korea - Seoul IDP
Telephone	+82 2 5337294
Email	ielts.korea@idp.com

시험 정보	
시험 모듈	IELTS for UKVI (Academic)
형식	paper-delivered 
시험 센터	
센터명	Korea - Seoul IDP
대표전화	+82 2 550 0377
대표이메일	ielts.korea@idp.com
듣기, 읽기, 쓰기 시험	
시험 일자	11 Apr 2020
Test Venue	서울-강남 UKVI (L/R/W/S-토요일)
*상세주소	서울특별시 강남구 테헤란로1길 48

Note: Terms and Conditions를 확인해주시고 **체크박스**에 체크를 해주신뒤 **계속**버튼을 눌러주세요.

You must read the terms and conditions before submitting this registration.

[Click here to read and agree to the Terms and Conditions](#)

Terms and Conditions



IELTS Application: Terms and Conditions

IELTS TERMS & CONDITIONS AND LEGAL NOTICES

Declaration

- 1. I acknowledge that the IELTS test is jointly owned by British Council, IELTS Australia Pty Ltd (ABN 84 008 664 766), which is wholly owned by IDP Education Ltd ('IDP: IELTS Australia') and Cambridge English Language Assessment (part of the University of Cambridge), collectively referred to as the IELTS Test Partners

IELTS test and payment terms and conditions

You must

Acknowledgement

I understand and acknowledge that completion of this Application & Payment Form does not guarantee that I will be enrolled in a test.

I have read and understand [IELTS Australia's Privacy Policy](#)

인정 기관

None given

☐ I have read and agree to the [terms and conditions](#)

아래 내용을 확인하시고, 체크해 주시기 바랍니다

Note: 하단에 있는 네개의 체크박스를 읽어보시고 체크해주신 뒤, **계속버튼**을 눌러주세요.

아래 내용을 확인하시고, 체크해 주시기 바랍니다

- ☒ * 저는 application form의 모든 내용을 빠짐 없이 정확하게 작성을 완료하였습니다.
- ☒ * 시험 규정에 맞는 유효한 여권을 업로드 완료하였습니다.
- ☒ * 저는 모든 IELTS 규칙과 규정에 동의하고, IAM System 정책에 따라 사진촬영 및 관련 규정에 관한 공지사항을 숙지하였으며 이를 준수할 것에 동의합니다.
- ☒ * 저는 Notice to Candidate 의 모든 내용을 확인하였습니다.

Step 9

- Payment Details 를 확인해주시고 **Pay now** 버튼을 눌러주세요.

[접수로 돌아가기](#)

결제 시작

Payment Details

결제 금액 (KRW)	₩291,000
내역	응시료 [ref: 31848621]
결제 옵션	시험 당일, 접수 시 사용한 유효한 여권을 반드시 지참해야 합니다. 여권 미지참 시 시험 응시가 불가능 합니다. Please note that you must bring the valid passport on the test day as the one recorded on your Application Form.

[Return to Candidate Details](#)[지금 온라인으로 결제하기](#)

Note: 결제수단을 선택해 주시고 **Continue** 버튼을 눌러주신 뒤 결제를 진행해주세요.

[접수로 돌아가기](#)[2 결제 방법 선택](#)[3 결제 내역](#)

결제 방법

시험 당일, 접수 시 사용한 유효한 여권을 반드시 지참해야 합니다. 여권 미지참 시 시험 응시가 불가능 합니다.
Please note that you must bring the valid passport on the test day as the one recorded on your Application Form.

* 결제 방법

선택하세요

선택하세요

Credit Card

Account Transfer

[계속...](#)